



Synergia Communications Total Cost of Ownership Comparison

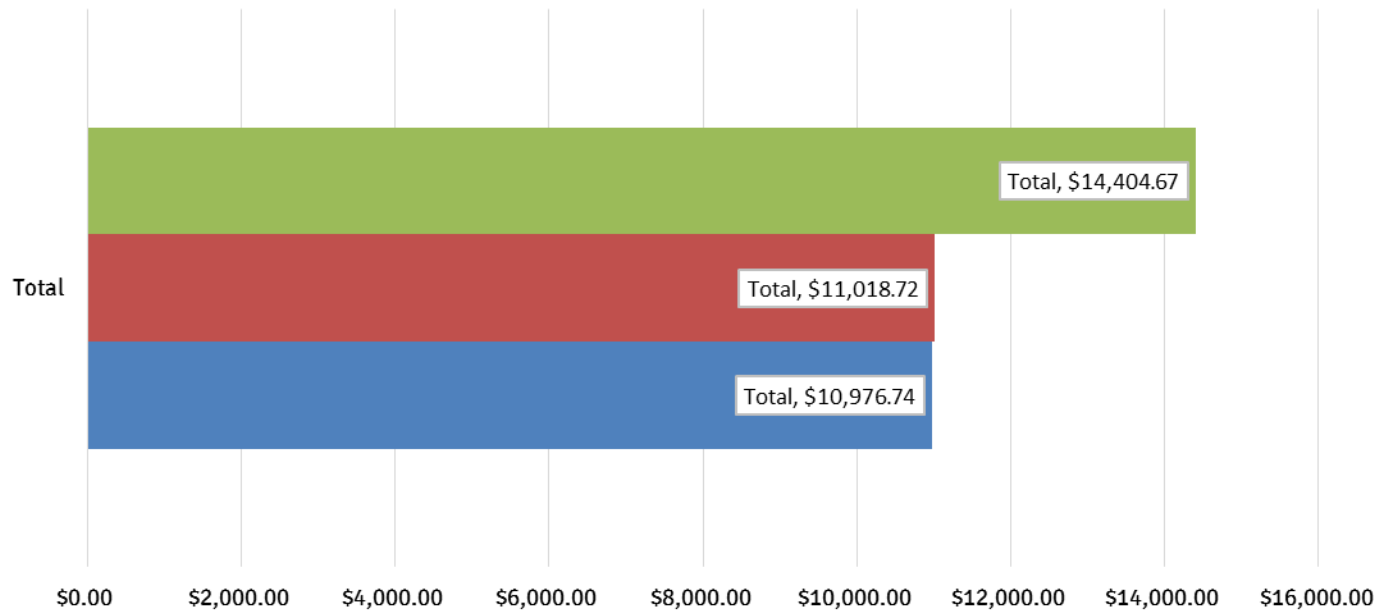
60 Month

Cumulative Total Cost



Comparative 5 year savings

Synergia 5 year Total Savings Comparison
5 phones with 3 phone lines

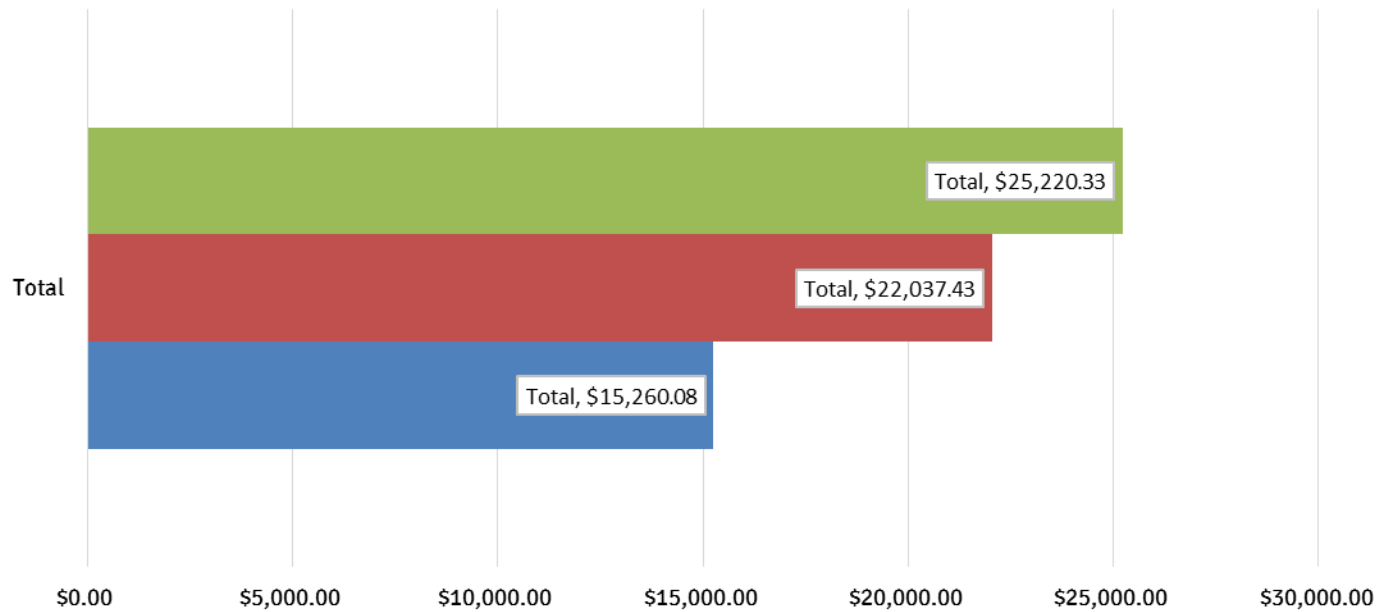


	Total
Sum of Comcast 5 year cost	\$14,404.67
Sum of Ring Central 5 year cost	\$11,018.72
Sum of Synergia Communications 5 year cost	\$10,976.74

**Data as of 11/5/2015 - for complete breakdown of the data can be found by downloading the (TCO) charts from our support page*

Comparative 5 year savings

Synergia 5 year Total Savings Comparison
10 phones with 5 phone lines

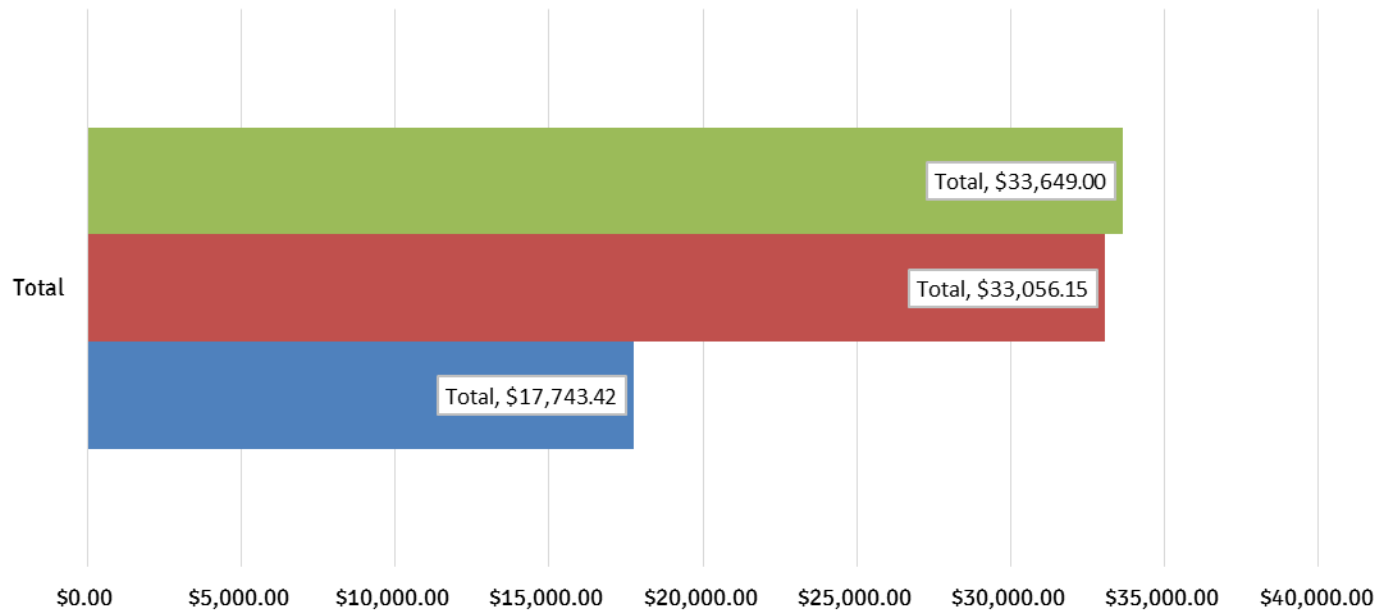


	Total
Sum of Comcast 5 year cost	\$25,220.33
Sum of Ring Central 5 year cost	\$22,037.43
Sum of Synergia Communications 5 year cost	\$15,260.08

**Data as of 11/5/2015 - for complete breakdown of the data can be found by downloading the (TCO) charts from our support page*

Comparative 5 year savings

Synergia 5 year Total Savings Comparison
15 phones with 6 phone lines

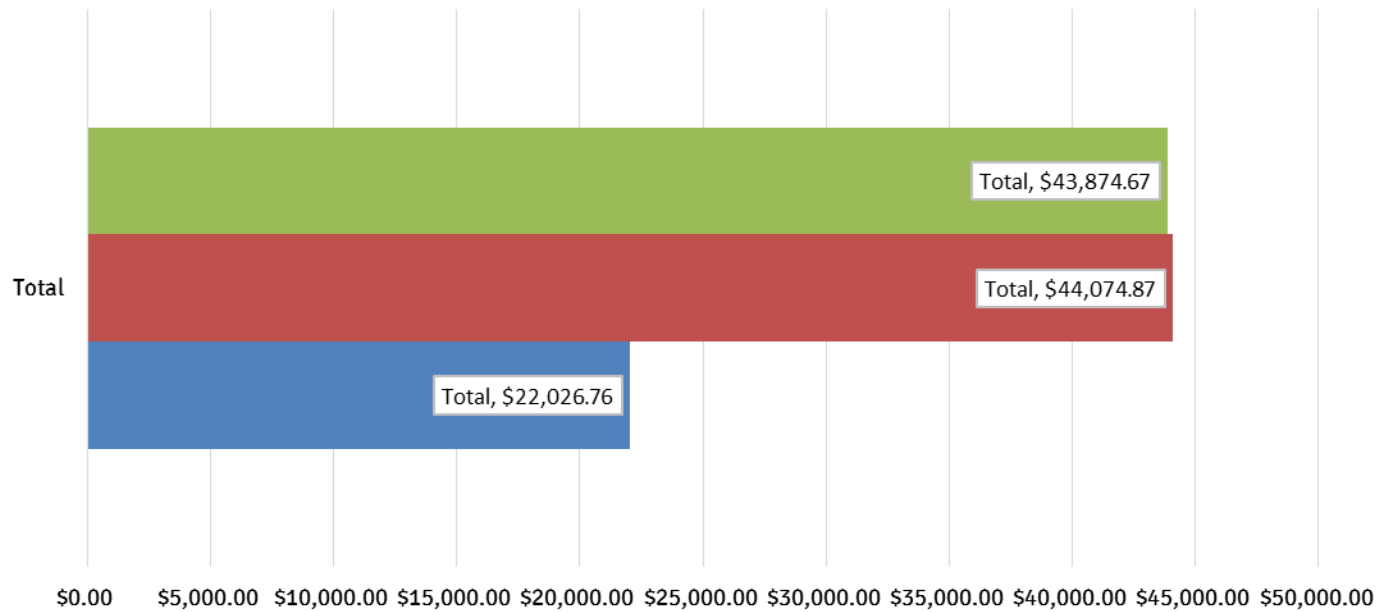


	Total
Sum of Comcast 5 year cost	\$33,649.00
Sum of Ring Central 5 year cost	\$33,056.15
Sum of Synergia Communications 5 year cost	\$17,743.42

**Data as of 11/5/2015 - for complete breakdown of the data can be found by downloading the (TCO) charts from our support page*

Comparative 5 year savings

Synergia 5 year Total Savings Comparison
20 phones with 8 phone lines

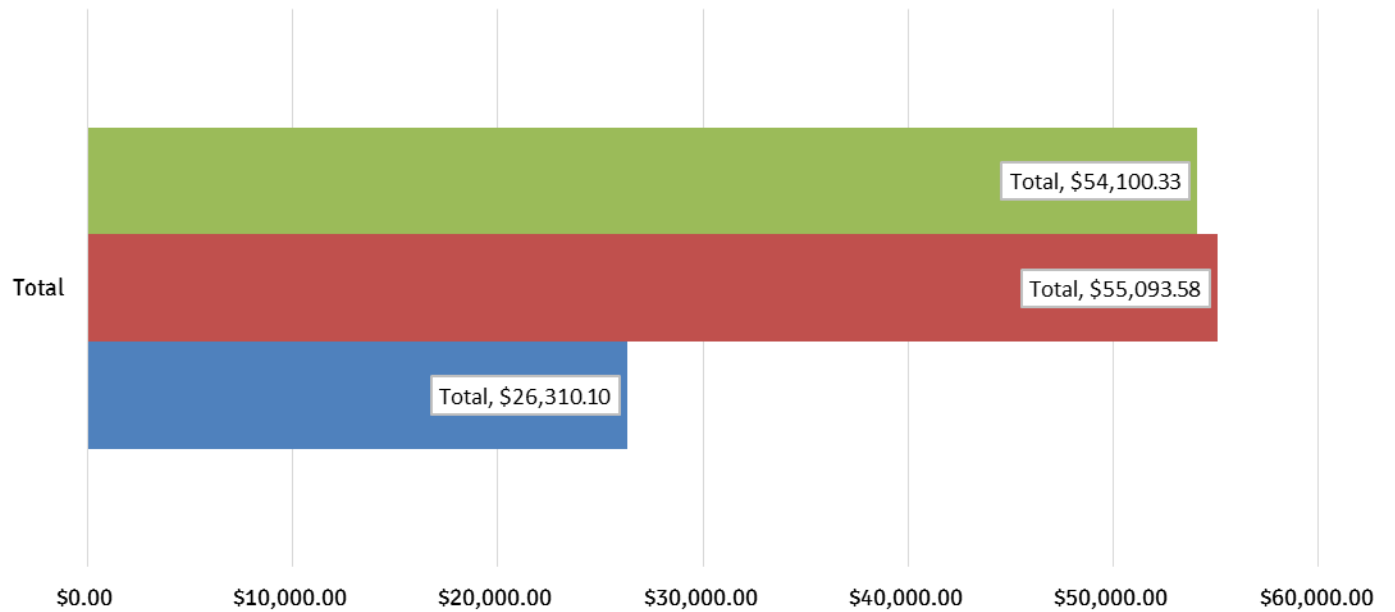


	Total
Sum of Comcast 5 year cost	\$43,874.67
Sum of Ring Central 5 year cost	\$44,074.87
Sum of Synergia Communications 5 year cost	\$22,026.76

**Data as of 11/5/2015 - for complete breakdown of the data can be found by downloading the (TCO) charts from our support page*

Comparative 5 year savings

Synergia 5 year Total Savings Comparison
25 phones with 10 phone lines

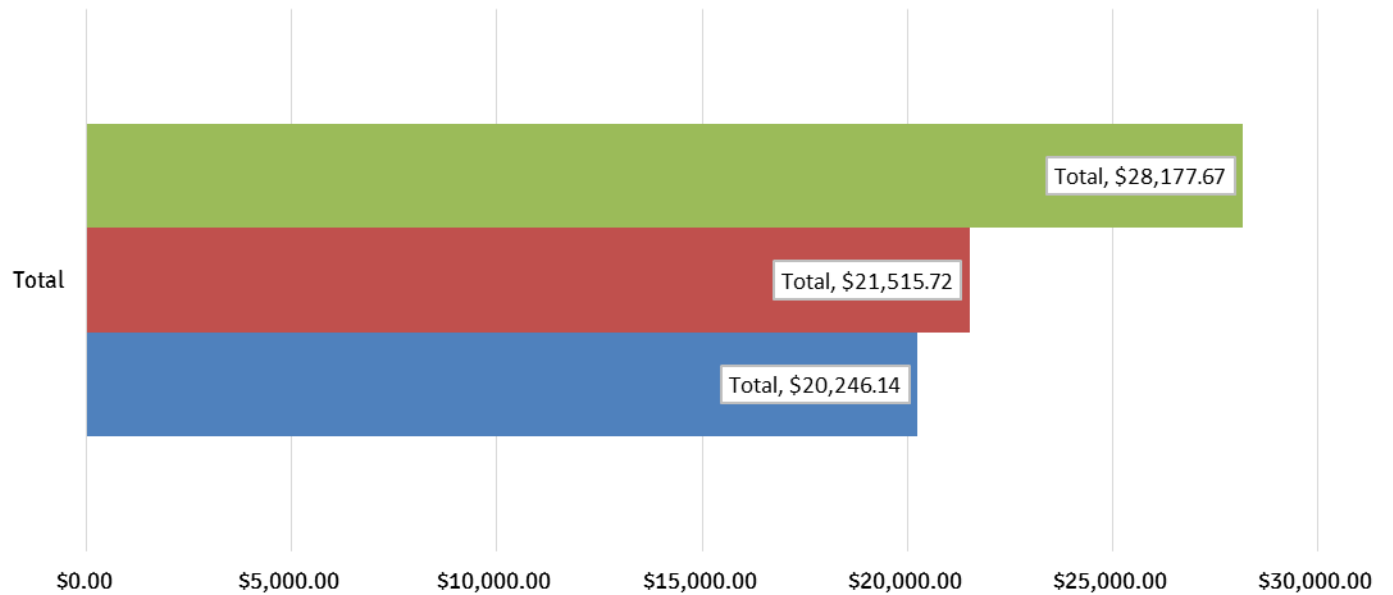


	Total
Sum of Comcast 5 year cost	\$54,100.33
Sum of Ring Central 5 year cost	\$55,093.58
Sum of Synergia Communications 5 year cost	\$26,310.10

**Data as of 11/5/2015 - for complete breakdown of the data can be found by downloading the (TCO) charts from our support page*

Comparative 10 year savings

Synergia 10 year Total Savings Comparison
5 phones with 3 phone lines



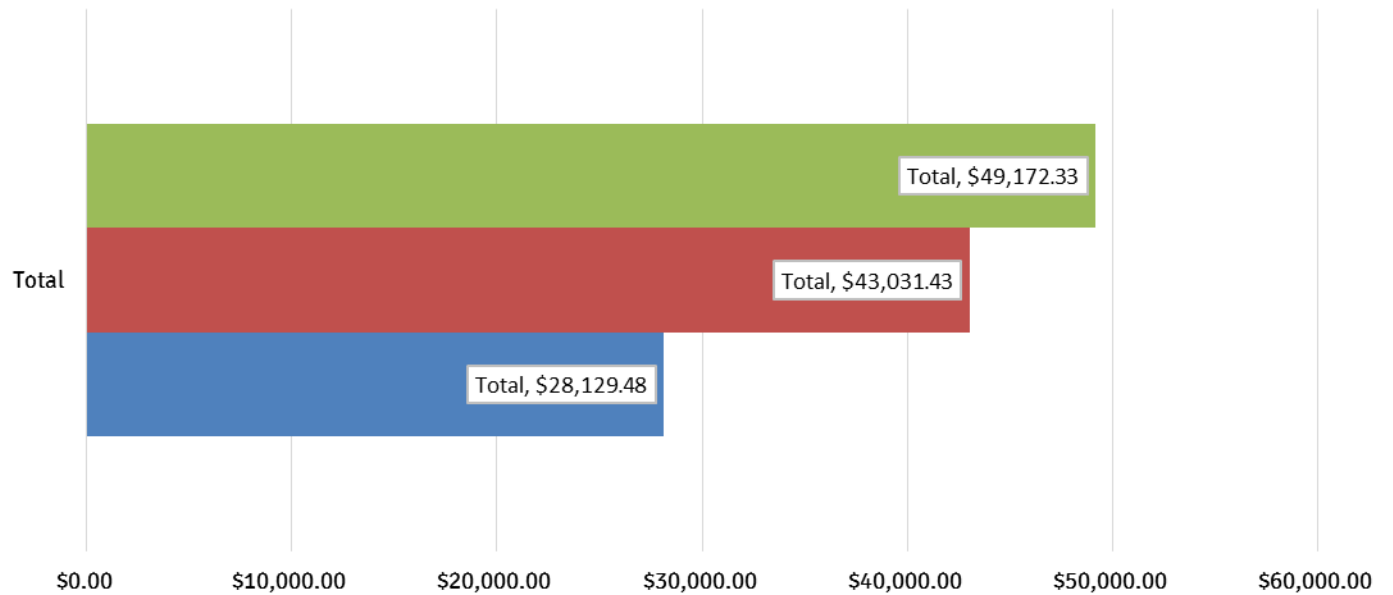
	Total
■ Sum of Comcast 10 year cost	\$28,177.67
■ Sum of Ring Central 10 year cost	\$21,515.72
■ Sum of Synergia Communications 10 year cost	\$20,246.14

**Data as of 11/5/2015 - for complete breakdown of the data can be found by downloading the (TCO) charts from our support page*



Comparative 10 year savings

Synergia 10 year Total Savings Comparison
10 phones with 5 phone lines



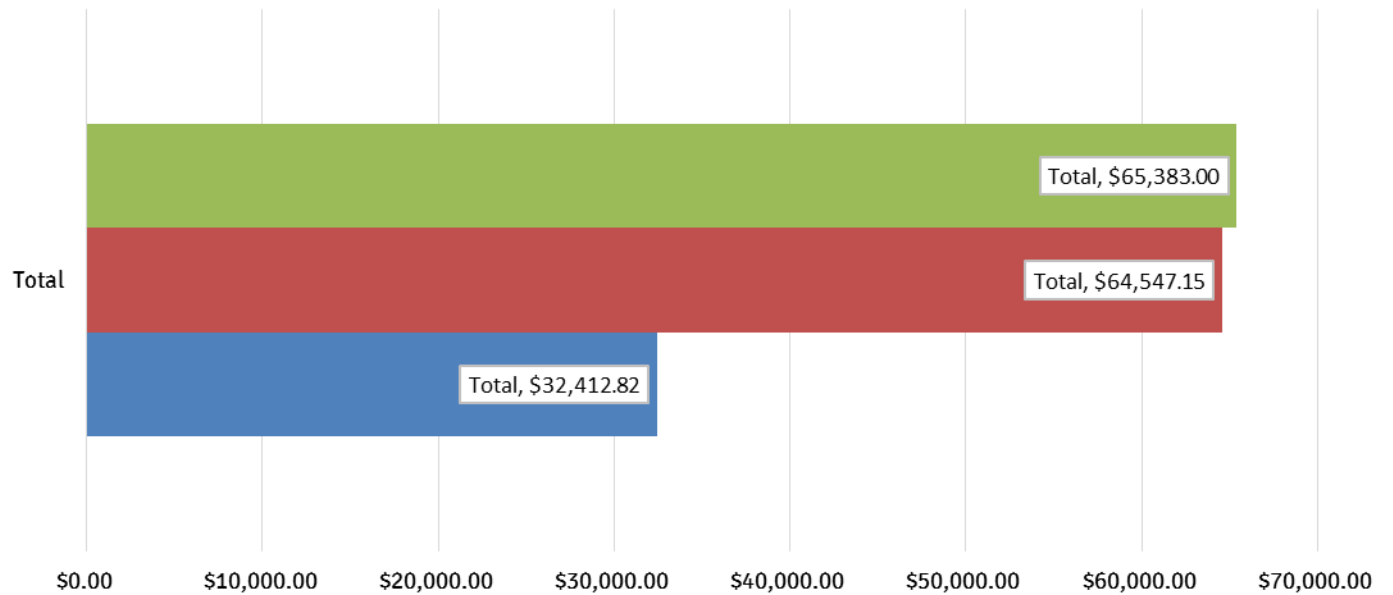
	Total
■ Sum of Comcast 10 year cost	\$49,172.33
■ Sum of Ring Central 10 year cost	\$43,031.43
■ Sum of Synergia Communications 10 year cost	\$28,129.48

**Data as of 11/5/2015 - for complete breakdown of the data can be found by downloading the (TCO) charts from our support page*



Comparative 10 year savings

Synergia 10 year Total Savings Comparison
15 phones with 6 phone lines



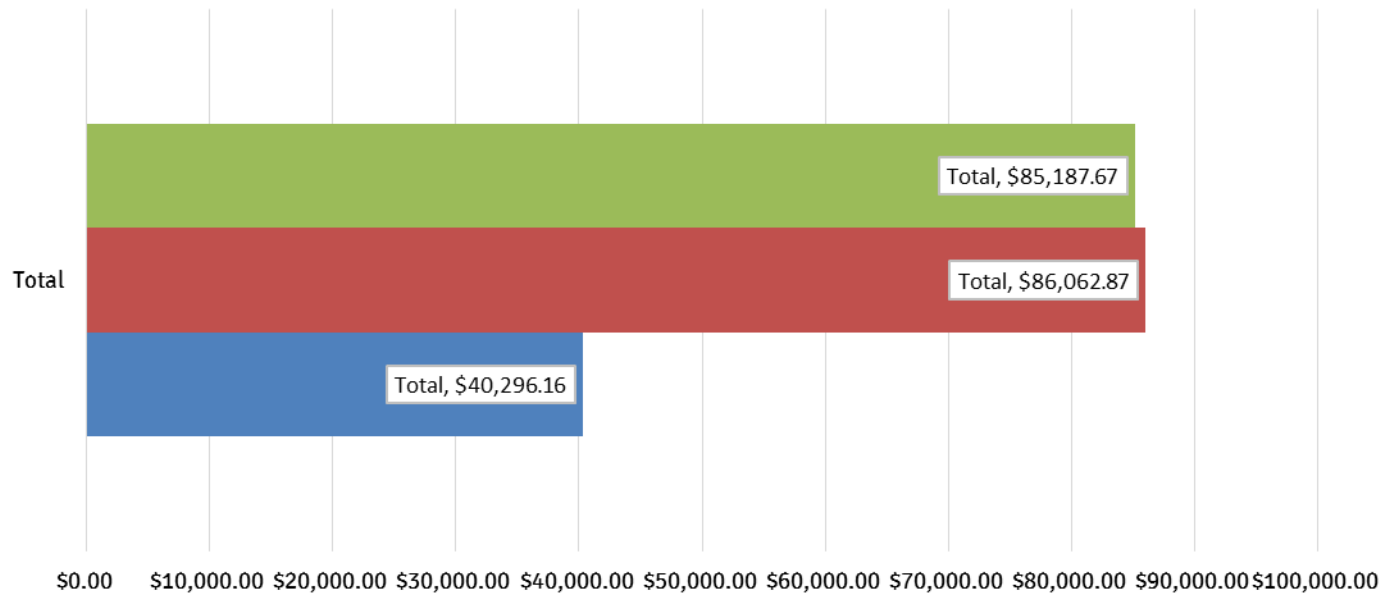
	Total
■ Sum of Comcast 10 year cost	\$65,383.00
■ Sum of Ring Central 10 year cost	\$64,547.15
■ Sum of Synergia Communications 10 year cost	\$32,412.82

**Data as of 11/5/2015 - for complete breakdown of the data can be found by downloading the (TCO) charts from our support page*



Comparative 10 year savings

Synergia 10 year Total Savings Comparison
20 phones with 8 phone lines

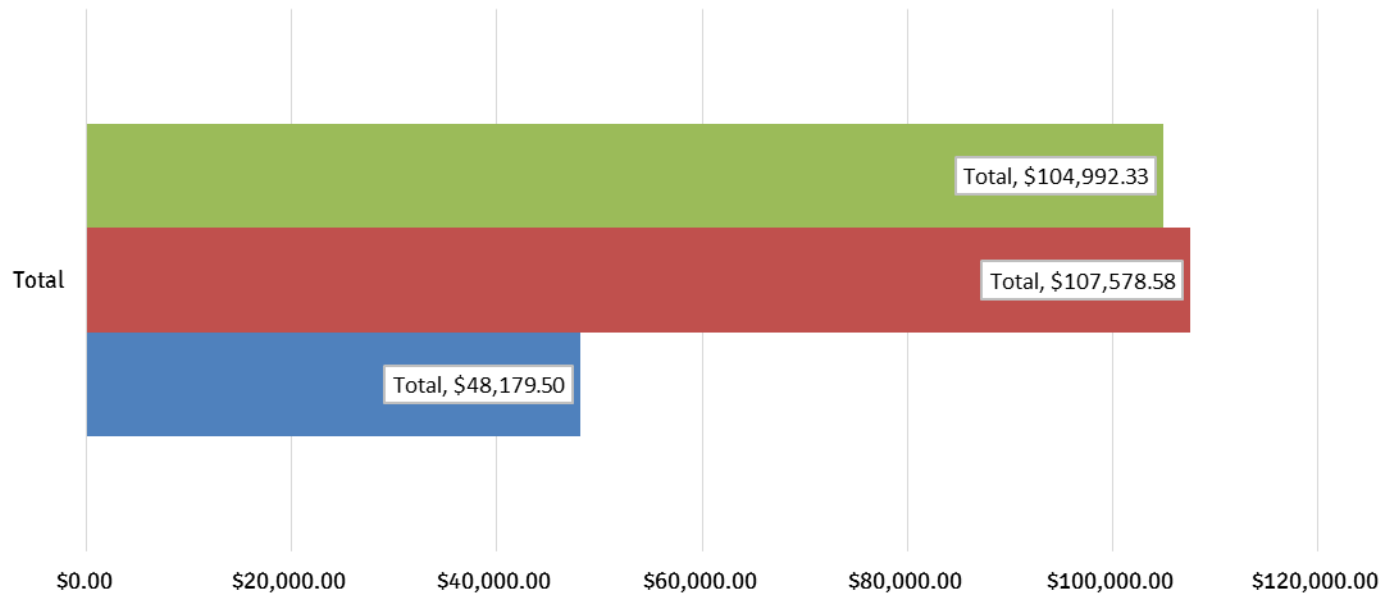


	Total
■ Sum of Comcast 10 year cost	\$85,187.67
■ Sum of Ring Central 10 year cost	\$86,062.87
■ Sum of Synergia Communications 10 year cost	\$40,296.16

**Data as of 11/5/2015 - for complete breakdown of the data can be found by downloading the (TCO) charts from our support page*

Comparative 10 year savings

Synergia 10 year Total Savings Comparison
25 phones with 10 phone lines



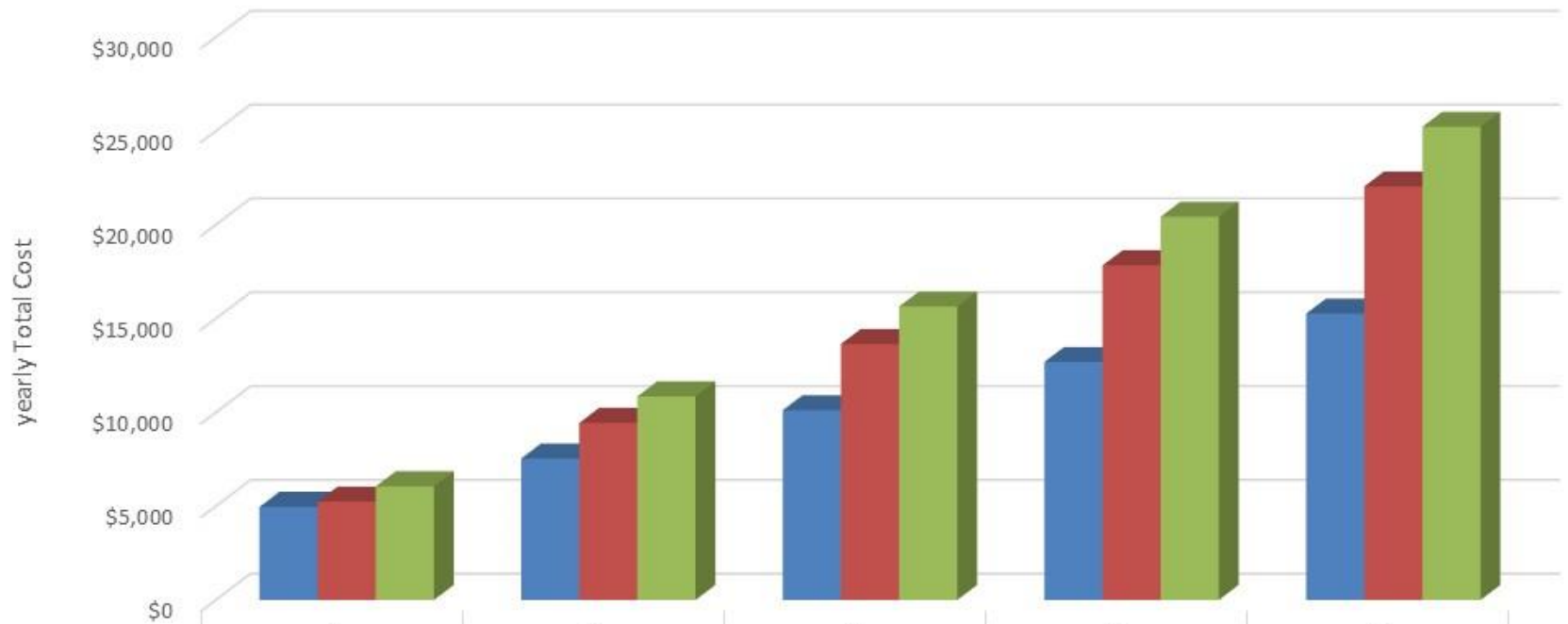
	Total
■ Sum of Comcast 10 year cost	\$104,992.33
■ Sum of Ring Central 10 year cost	\$107,578.58
■ Sum of Synergia Communications 10 year cost	\$48,179.50

**Data as of 11/5/2015 - for complete breakdown of the data can be found by downloading the (TCO) charts from our support page*



Yearly Total Costs Comparison (5 yr)

Synergia 5 year Total Cost of Ownership Comparison
5 phones with 3 phone lines

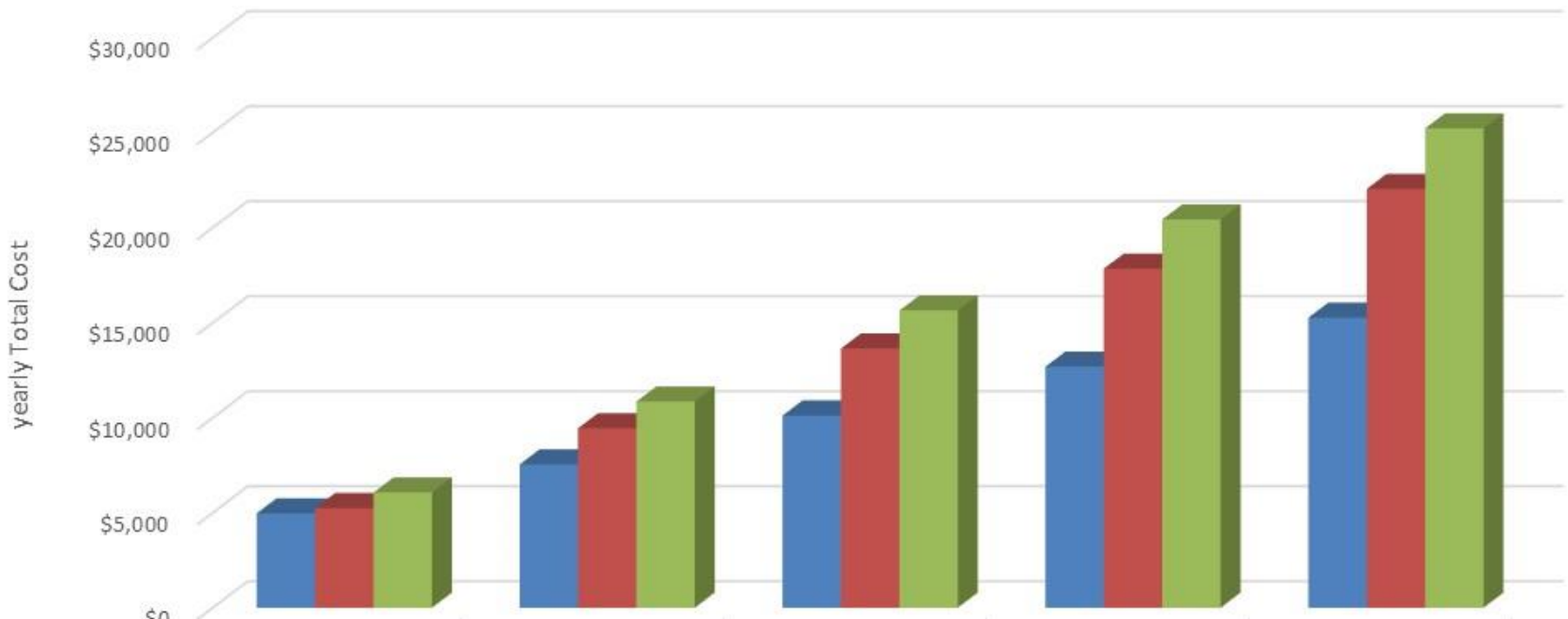


■ Synergia Communications	1	\$4,965	2	\$7,538	3	\$10,112	4	\$12,686	5	\$15,260
■ Competitor #1		\$5,242		\$9,441		\$13,640		\$17,839		\$22,037
■ Competitor #2		\$6,059		\$10,849		\$15,640		\$20,430		\$25,220



Yearly Total Costs Comparison (5 yr)

Synergia 5 year Total Cost of Ownership Comparison
10 phones with 5 phone lines

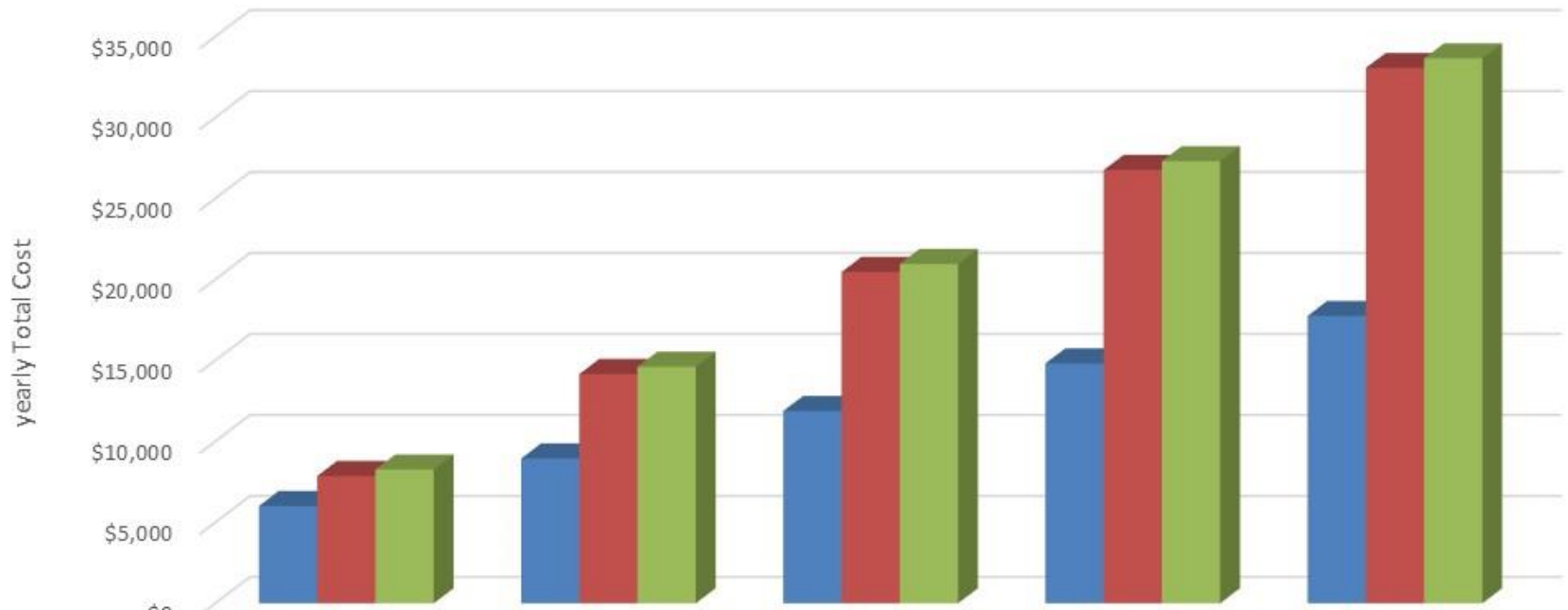


	1	2	3	4	5
■ Synergia Communications	\$4,965	\$7,538	\$10,112	\$12,686	\$15,260
■ Competitor #1	\$5,242	\$9,441	\$13,640	\$17,839	\$22,037
■ Competitor #2	\$6,059	\$10,849	\$15,640	\$20,430	\$25,220



Yearly Total Costs Comparison (5 yr)

Synergia 5 year Total Cost of Ownership Comparison
15 phones with 6 phone lines

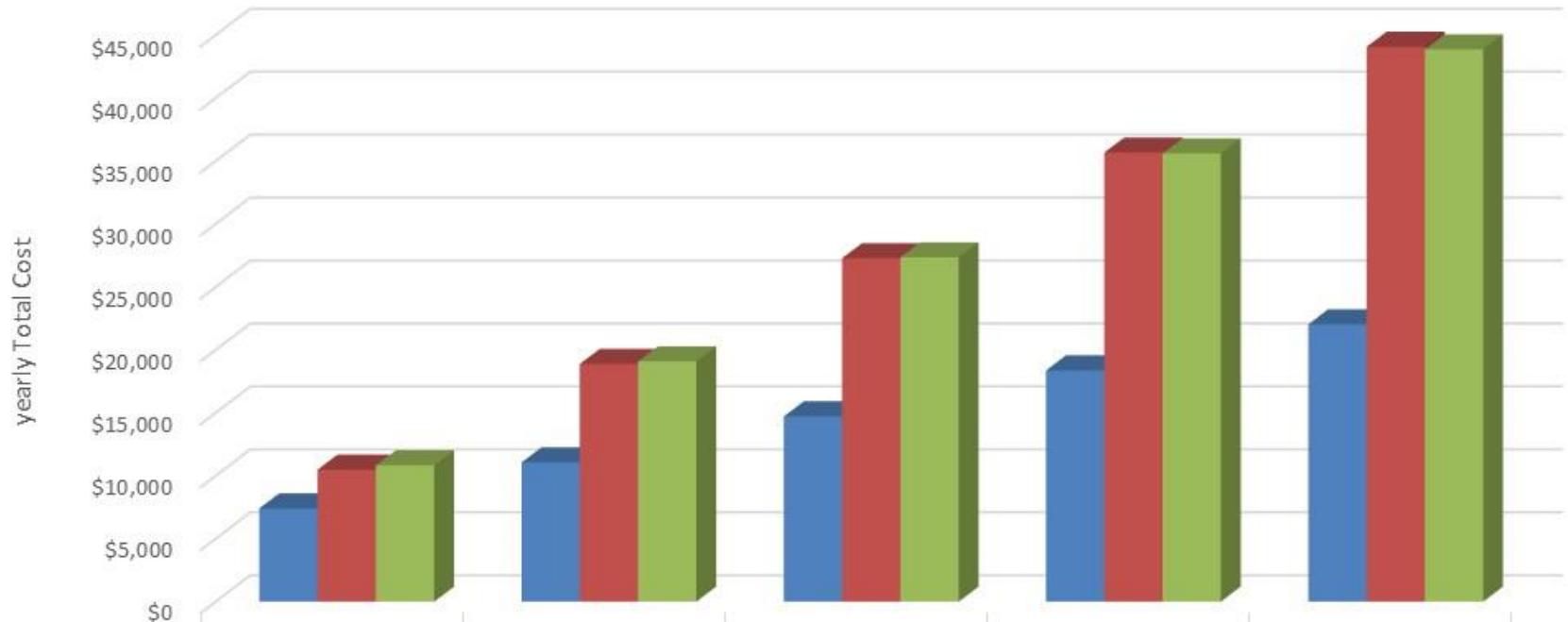


	1	2	3	4	5
■ Synergia Communications	\$6,008	\$8,942	\$11,876	\$14,810	\$17,743
■ Competitor #1	\$7,863	\$14,162	\$20,460	\$26,758	\$33,056
■ Competitor #2	\$8,262	\$14,609	\$20,955	\$27,302	\$33,649



Yearly Total Costs Comparison (5 yr)

Synergia 5 year Total Cost of Ownership Comparison
20 phones with 8 phone lines

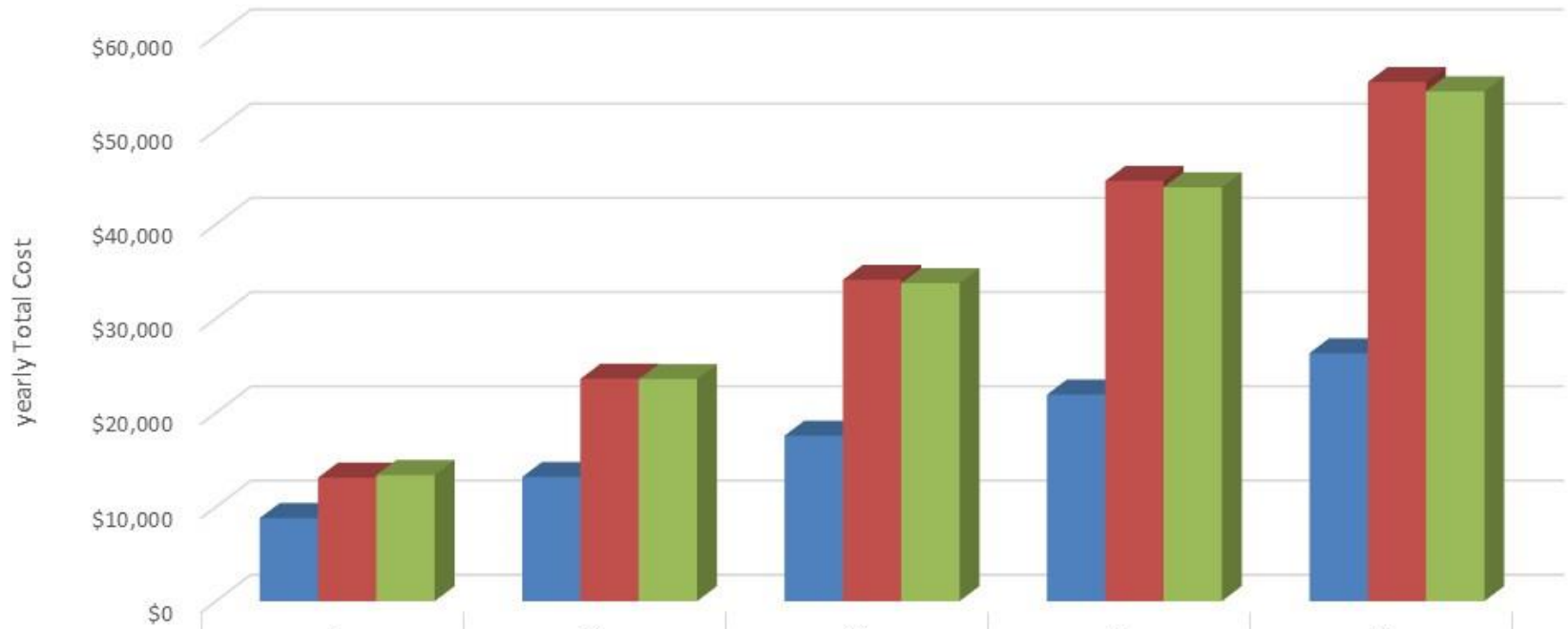


■ Synergia Communications	\$7,411	\$11,065	\$14,719	\$18,373	\$22,027
■ Competitor #1	\$10,484	\$18,882	\$27,280	\$35,677	\$44,075
■ Competitor #2	\$10,824	\$19,087	\$27,349	\$35,612	\$43,875



Yearly Total Costs Comparison (5 yr)

Synergia 5 year Total Cost of Ownership Comparison
25 phones with 10 phone lines



	1	2	3	4	5
■ Synergia Communications	\$8,815	\$13,188	\$17,562	\$21,936	\$26,310
■ Competitor #1	\$13,106	\$23,603	\$34,100	\$44,597	\$55,094
■ Competitor #2	\$13,387	\$23,565	\$33,744	\$43,922	\$54,100

Synergia Communications

	Price
i1:	\$999.00
IP331:	\$144.84
IP335:	\$186.20
Number Porting:	\$25.00
Telephone Line:	\$30.00
DID	\$1.99
E911	\$2.99
Support Sub:	\$62.50

Ring Central

	Price Upfront	Price Monthly	
Setup:	\$0.00Per Line	up to 19 seats	20 or more
Standard Seat:	\$0.00Per Seat	\$34.99	\$31.99
IP321 :	\$99.00		
IP335 :	\$139.00		

Comcast Voice Edge

	Price Upfront	Price Monthly	
Setup:	\$29.95Per Line		
Phone Seat:	\$9.95Per Seat	\$19.95UC Seat/Mo	up to 50 seats
IP331 :	\$139.31		
IP335 :	\$179.32		
Number Porting:	\$0.00		
Telephone Line:		\$34.95up to 5	
Telephone Line:		\$29.956 to 24	
		upto 5	
Auto Attendant:	\$24.95AAs	\$24.95upto 5 AAs	
VM Additional:		\$5.00each	

**Data collected on 11/5/2015*